


Roman Blind Fitting Instructions


1. Your blind will arrive with the brackets fixed onto the headrail.




2. You need to remove these by squeezing them free from the headrail.



3. Decide if you are fitting the blind to the wall (face fix) or the ceiling (ceiling/top fix).



**Screw here
Top Fix**



**Screw here
Face Fix**

4. If face fixing onto a wall mark the desired height and draw a line, preferably with a spirit level. Equally space the brackets, with the outside brackets 6cm from the ends.



5. Screw into wall/window frame using suitable screws/fixtures.



6. Slot headrail into brackets by angling the headrail downwards slightly, then tilting back upwards, push front edge of bracket then release to attach to headrail.



Please note, screws are not included. Please use suitable fixtures for your wall or window.
Please make sure the packaging goes into your recycling bin when finished with.

Troubleshooting and Child Safety

Adjusting the top of the blind



If you need to adjust the blind fabric, simply peel the fabric away from the velcro on the headrail, re-adjust the position and stick the fabric back onto the rail.

Blind not pulling up correctly




The toggle may have moved position. When the blind is fully down the toggles should all be at the same level and the cords should have the same tension.

You will find a toggle at the end of each cord, the cords should be at the same tension. If you find your blind does not pull up straight, then you may need to adjust the toggles by pinching between your finger tips and sliding back into a taut position.

For further information and advice for measuring and fitting blinds please visit:

www.justfabrics.co.uk/customer-service/hanging-guides/

These child safety devices are on the bottom two pockets. If they come apart, simply click back together.



This child safety chain release is designed to pull away from the headrail under a certain amount of pressure. If it comes out, simply click back into the headrail as shown below.



All blinds supplied by Just Fabrics are compliant with the child safety regulations for blind safety.

To find out more visit www.justfabrics.co.uk/customer-service/child-safety/